


**MEGHALAYA BOARD OF SCHOOL EDUCATION**  
**HIGHER SECONDARY SCHOOL LEAVING CERTIFICATE EXAMINATION, 2016**  
**( SCIENCE STREAM )**

**ABSTRACT OF RESULTS**

Category	No of Candidates		No of Candidates passed in					Total Pass	Percentage of Pass
	Applied	Appeared	First Division	Second Division	Third Division	Compartmental	Improvement		
<b>REGULAR</b>									
Male	1618	1587	463	664	50	-	-	1177	74.17
Female	1733	1717	661	682	11	-	-	1354	78.86
<b>Total</b>	<b>3351</b>	<b>3304</b>	<b>1124</b>	<b>1346</b>	<b>61</b>	<b>-</b>	<b>-</b>	<b>2531</b>	<b>76.60</b>
<b>NON-REGULAR</b>									
Male	162	153	2	24	7	6	32	71	46.41
Female	136	129	8	40	1	8	11	68	52.71
<b>Total</b>	<b>298</b>	<b>282</b>	<b>10</b>	<b>64</b>	<b>8</b>	<b>14</b>	<b>43</b>	<b>139</b>	<b>49.29</b>
<b>Grand Total</b>	<b>3649</b>	<b>3586</b>	<b>1134</b>	<b>1410</b>	<b>69</b>	<b>14</b>	<b>43</b>	<b>2670</b>	<b>74.46</b>

[1]



( T. R. Laloo )  
 Controller of Examinations,  
 Meghalaya Board of School Education,  
 Tura

Dated Tura,  
 the 9th May, 2016

**MEGHALAYA BOARD OF SCHOOL EDUCATION**  
**HIGHER SECONDARY SCHOOL LEAVING CERTIFICATE EXAMINATION, 2016**  
**( SCIENCE STREAM )**

**CATEGORYWISE / GENDERWISE PERCENTAGE OF PASS**

Category	Applied	Appeared	No of Candidates Passed						Pass Percentage
			1st Div.	2nd Div.	3rd Div.	Comp.	Imprv.	Total	

**Schedule Caste**

Male	18	18	3	9	Nil	Nil	1	13	72.22
Female	16	16	6	5	Nil	Nil	Nil	11	68.75

**Schedule Tribe**

Male	1436	1405	387	559	22	5	22	995	70.82
Female	1681	1658	585	663	6	8	9	1271	76.66


**OBC**

Male	34	32	7	13	Nil	1	1	22	68.75
Female	24	24	13	8	1	Nil	Nil	22	91.67

**General**

Male	292	285	68	107	35	Nil	8	218	76.49
Female	148	148	65	46	5	Nil	2	118	79.73

<b>Grand Total</b>	<b>3649</b>	<b>3586</b>	<b>1134</b>	<b>1410</b>	<b>69</b>	<b>14</b>	<b>43</b>	<b>2670</b>	<b>74.46</b>
--------------------	-------------	-------------	-------------	-------------	-----------	-----------	-----------	-------------	--------------



( T. R. Laloo )

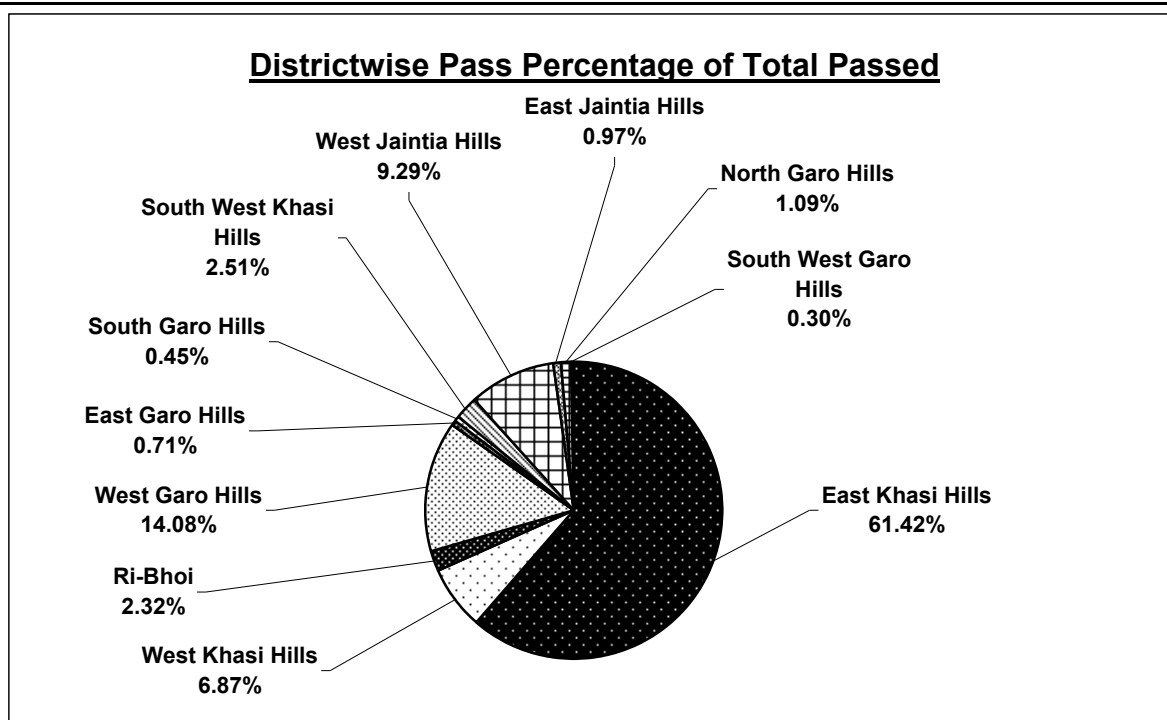
Controller of Examinations,  
 Meghalaya Board of School Education,  
 Tura

Dated Tura,  
 the 9th May, 2016

**MEGHALAYA BOARD OF SCHOOL EDUCATION**  
**HIGHER SECONDARY SCHOOL LEAVING CERTIFICATE EXAMINATION, 2016**  
**( SCIENCE STREAM )**

**Districtwise Percentage of Pass**

Districts	No of Candidates		Percentage of Pass
	Appeared	Passed	
East Khasi Hills	2131	1640	76.96
West Khasi Hills	220	183	83.18
Ri-Bhoi	97	62	63.92
West Garo Hills	551	376	68.24
East Garo Hills	26	19	73.08
South Garo Hills	16	12	75.00
South West Khasi Hills	85	67	78.82
West Jaintia Hills	341	248	72.73
East Jaintia Hills	29	26	89.66
North Garo Hills	74	29	39.19
South West Garo Hills	16	8	50.00
<b>Grand Total</b>	<b>3586</b>	<b>2670</b>	<b>74.46</b>



( T. R. Laloo )

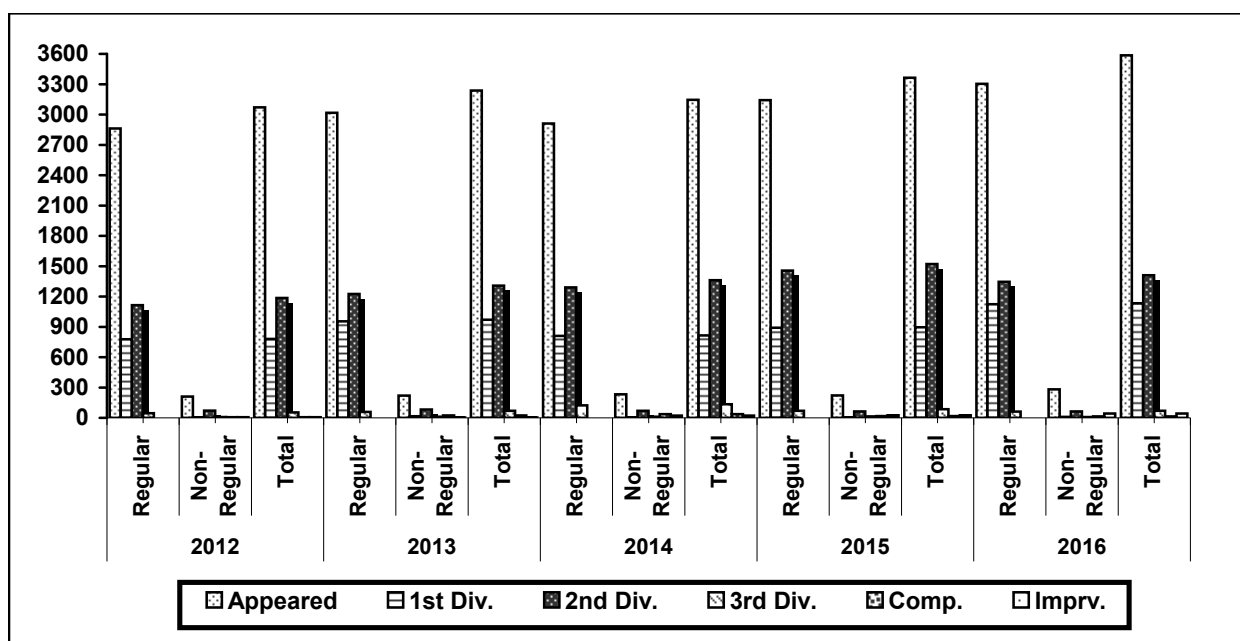
Controller of Examinations,  
Megalhaya Board of School Education,  
Tura


Dated Tura,  
the 9th May, 2016

**MEGHALAYA BOARD OF SCHOOL EDUCATION**  
**HIGHER SECONDARY SCHOOL LEAVING CERTIFICATE EXAMINATION, 2016**  
**( SCIENCE STREAM )**

**STATEMENT OF HSSLC EXAMINATION RESULTS FOR FIVE YEARS ( 2012-2016 )**

Year of Examination	Category	Appeared	No of Candidates Passed					Total	Pass Percentage
			1st Div.	2nd Div.	3rd Div.	Comp.	Imprv.		
2012	Regular	2862	777	1114	46	0	0	1937	67.68
	Non-Regular	210	3	71	8	7	6	95	45.24
	<b>Total</b>	<b>3072</b>	<b>780</b>	<b>1185</b>	<b>54</b>	<b>7</b>	<b>6</b>	<b>2032</b>	<b>66.15</b>
2013	Regular	3018	955	1225	58	0	0	2238	74.16
	Non-Regular	220	16	82	11	23	3	135	61.36
	<b>Total</b>	<b>3238</b>	<b>971</b>	<b>1307</b>	<b>69</b>	<b>23</b>	<b>3</b>	<b>2373</b>	<b>73.29</b>
2014	Regular	2912	811	1291	124	0	0	2226	76.44
	Non-Regular	233	4	70	11	36	22	143	61.37
	<b>Total</b>	<b>3145</b>	<b>815</b>	<b>1361</b>	<b>135</b>	<b>36</b>	<b>22</b>	<b>2369</b>	<b>75.33</b>
2015	Regular	3142	891	1457	70	0	0	2418	76.96
	Non-Regular	222	5	64	15	18	26	128	57.66
	<b>Total</b>	<b>3364</b>	<b>896</b>	<b>1521</b>	<b>85</b>	<b>18</b>	<b>26</b>	<b>2546</b>	<b>75.68</b>
2016	Regular	3304	1124	1346	61	0	0	2531	76.60
	Non-Regular	282	10	64	8	14	43	139	49.29
	<b>Total</b>	<b>3586</b>	<b>1134</b>	<b>1410</b>	<b>69</b>	<b>14</b>	<b>43</b>	<b>2670</b>	<b>74.46</b>






( T. R. Laloo )  
**Controller of Examinations,**  
**Meghalaya Board of School Education,**  
**Tura**

Dated Tura,  
the 9th May, 2016

**MEGHALAYA BOARD OF SCHOOL EDUCATION**  
**HIGHER SECONDARY SCHOOL LEAVING CERTIFICATE EXAMINATION, 2016**  
**INSTITUTIONWISE PERCENTAGE OF PASS IN THE HSSLC EXAMINATION, 2016**  
**( SCIENCE STREAM )**

Sl No.	Institution	Location	Regular			Non-Regular			Total		
			A	P	%	A	P	%	A	P	%
1	Alpha English Higher Secondary School	Nongpoh	43	37	86	6	4	67	49	41	84
2	Ampati Govt. Higher Secondary School	Ampati	16	8	50	-	-	-	16	8	50
3	Anderson Higher Secondary School	Upper New Nongstoin	20	20	100	-	-	-	20	20	100
4	Baghmara Govt. Higher Secondary School	Baghmara	15	12	80	1	-	-	16	12	75
5	Bajengdoba Higher Secondary School	Bajengdoba	34	11	32	18	1	5.6	52	12	23
6	Bhaitbari Higher Secondary School	New Bhaitbari	109	71	65	19	12	63	128	83	65
7	Bissau College	Shillong	16	1	6.3	5	-	-	21	1	4.8
8	Christian Academy Higher Secondary School	Shillong	26	25	96	-	-	-	26	25	96
9	Christian Girls' Higher Secondary School	Tura	22	20	91	8	6	75	30	26	87
10	Dalu Govt. Higher Secondary School	Dalu	7	2	29	-	-	-	7	2	29
11	Don Bosco College (Hr. Sec. Section)	Tura	128	103	80	18	6	33	146	109	75
12	Don Bosco Higher Secondary School	Tura	46	37	80	-	-	-	46	37	80
13	Gilead Bethel Higher Secondary School	Shillong	2	-	-	1	-	-	3	-	-
14	Goodwill College	Shillong	14	3	21	6	2	33	20	5	25
15	Gorkha Pathshala Higher Secondary School	Shillong	89	63	71	5	4	80	94	67	71
16	Govt. Boys' Higher Secondary School	Jowai	33	30	91	1	1	100	34	31	91
17	Govt. Boys' Higher Secondary School	Shillong	25	19	76	-	-	-	25	19	76
18	Govt. Boys' Higher Secondary School	Tura	23	19	83	3	1	33	26	20	77
19	Govt. Girls' Higher Secondary School	Jowai	11	8	73	-	-	-	11	8	73
20	Govt. Girls' Higher Secondary School	Shillong	19	18	95	4	3	75	23	21	91
21	Govt. Girls' Higher Secondary School	Tura	26	10	38	8	2	25	34	12	35
22	Holy Child Higher Secondary School	Shillong	28	21	75	-	-	-	28	21	75
23	J. N. Higher Secondary School	Phulbari	43	36	84	-	-	-	43	36	84
24	Jirang Govt. Higher Secondary School	New Jirang	11	-	-	-	-	-	11	-	-
25	K. J. P. Synod Mihngi Higher Secondary School	Jowai	108	86	80	6	3	50	114	89	78
26	Khliehriat Higher Secondary School	Khliehriat	17	16	94	-	-	-	17	16	94
27	Kiang Nangbah Govt. College	Jowai	114	72	63	31	14	45	145	86	59
28	Laban Bengalee Boys' Hr. Sec. School	Shillong	38	36	95	3	2	67	41	38	93
29	Lady Keane College	Shillong	113	93	82	5	4	80	118	97	82
30	Lady Keane Girls' Higher Secondary School	Shillong	24	18	75	4	3	75	28	21	75
31	Maharam Govt. Higher Secondary School	Mawkyrwat	26	25	96	-	-	-	26	25	96
32	Mairang Presbyterian Hr. Sec. School	Mairang	21	13	62	6	3	50	27	16	59
33	Mairang Presbyterian Science College (Hr. Sec. Section)	Mairang	136	114	84	7	3	43	143	117	82
34	Marian Hill Higher Secondary School	Jowai	36	34	94	1	-	-	37	34	92
35	Mawsynram Higher Secondary School	Mawsynram	11	10	91	1	-	-	12	10	83
36	Nongthymmai Nepali Hr. Sec. School	Shillong	50	46	92	1	1	100	51	47	92
37	R. K. Mission Higher Secondary School	Cherrapunjee	24	23	96	3	3	100	27	26	96
38	Raid Laban College	Shillong	177	51	29	7	3	43	184	54	29
39	Resubelpara Govt. Higher Secondary School	Resubelpara	17	13	76	5	4	80	22	17	77
40	Rongrenggiri Govt. Higher Secondary School	Williamnagar	25	19	76	1	-	-	26	19	73
41	Rymbai Presbyterian Hr. Secondary School	Rymbai	8	6	75	4	4	100	12	10	83
42	Sacred Heart Boys' Hr. Sec. School	Shillong	79	64	81	2	2	100	81	66	81
43	Sankardev College	Shillong	59	41	69	-	-	-	59	41	69
44	Seng Khasi Higher Secondary School	Shillong	66	65	98	2	2	100	68	67	99
45	Seven Set Annexe Higher Secondary School	Shillong	73	71	97	1	1	100	74	72	97
46	Shillong College	Shillong	146	96	66	13	7	54	159	103	65
47	Shillong Jail Road Boys' Hr. Sec. School	Shillong	32	28	88	-	-	-	32	28	88
48	Sibsing Memorial Govt. Hr. Sec. School	Nongstoin	12	12	100	2	2	100	14	14	100
49	Sngap Syiem College	Mawkyrwat	51	40	78	8	2	25	59	42	71
50	St. Anthony's Higher Secondary School	Shillong	147	135	92	-	-	-	147	135	92

Sl No.	Institution	Location	Regular			Non-Regular			Total		
			A	P	%	A	P	%	A	P	%
51	St. Edmund's College (Higher Secondary Section)	Shillong	232	212	91	8	5	63	240	217	90
52	St. John's Higher Secondary School	Shillong	52	39	75	-	-	-	52	39	75
53	St. Margaret's Hr. Sec. School	Shillong	62	51	82	-	-	-	62	51	82
54	St. Mary's College	Shillong	110	87	79	1	1	100	111	88	79
55	St. Michael's Higher Secondary School	Umsning	28	15	54	9	6	67	37	21	57
56	St. Peter's Higher Secondary School	Pyndengrei	16	16	100	-	-	-	16	16	100
57	St. Peter's Higher Secondary School	Shillong	186	160	86	6	4	67	192	164	85
58	Synod College	Shillong	85	79	93	4	4	100	89	83	93
59	Tikrikilla Higher Secondary School	Tikrikilla	27	13	48	10	7	70	37	20	54
60	Tura Govt. College	Tura	42	26	62	12	5	42	54	31	57
61	Umshyrpi College	Shillong	48	32	67	16	2	13	64	34	53



( T. R. Laloo )

Controller of Examinations,  
Meghalaya Board of School Education,  
Tura

Dated Tura,  
the 9th May, 2016