


MEGHALAYA BOARD OF SCHOOL EDUCATION
HIGHER SECONDARY SCHOOL LEAVING CERTIFICATE EXAMINATION, 2016
(ARTS STREAM)

ABSTRACT OF RESULTS

Category	No of Candidates		No of Candidates passed in					Total Pass	Percentage of Pass
	Applied	Appeared	First Division	Second Division	Third Division	Compartmental	Improvement		
REGULAR									
Male	7556	7494	366	2094	3444	-	-	5904	78.78
Female	10180	10102	831	3756	4015	-	-	8602	85.15
Total	17736	17596	1197	5850	7459	-	-	14506	82.44
NON-REGULAR									
Male	1972	1809	1	19	417	77	31	545	30.13
Female	1796	1678	-	16	421	80	41	558	33.25
Total	3768	3487	1	35	838	157	72	1103	31.63
Grand Total	21504	21083	1198	5885	8297	157	72	15609	74.04

[vii]



(T. R. Laloo)
 Controller of Examinations,
 Meghalaya Board of School Education,
 Tura

Dated Tura,
 the 25th May, 2016

MEGHALAYA BOARD OF SCHOOL EDUCATION
HIGHER SECONDARY SCHOOL LEAVING CERTIFICATE EXAMINATION, 2016
(ARTS STREAM)

CATEGORYWISE / GENDERWISE PERCENTAGE OF PASS

Category	Applied	Appeared	No of Candidates Passed						Pass Percentage
			1st Div.	2nd Div.	3rd Div.	Comp.	Imprv.	Total	

Schedule Caste

Male	55	53	2	8	33	1	Nil	44	83.02
Female	48	46	3	15	17	Nil	Nil	35	76.09

Schedule Tribe

Male	8948	8736	350	2033	3561	73	29	6046	69.21
Female	11317	11135	775	3607	4145	79	38	8644	77.63


OBC

Male	73	71	6	12	30	Nil	Nil	48	67.61
Female	58	58	5	18	17	Nil	1	41	70.69

General

Male	452	443	9	60	233	3	2	307	69.30
Female	553	541	48	132	261	1	2	444	82.07

Grand Total	21504	21083	1198	5885	8297	157	72	15609	74.04
--------------------	--------------	--------------	-------------	-------------	-------------	------------	-----------	--------------	--------------



(T. R. Laloo)

Controller of Examinations,
 Meghalaya Board of School Education,
 Tura

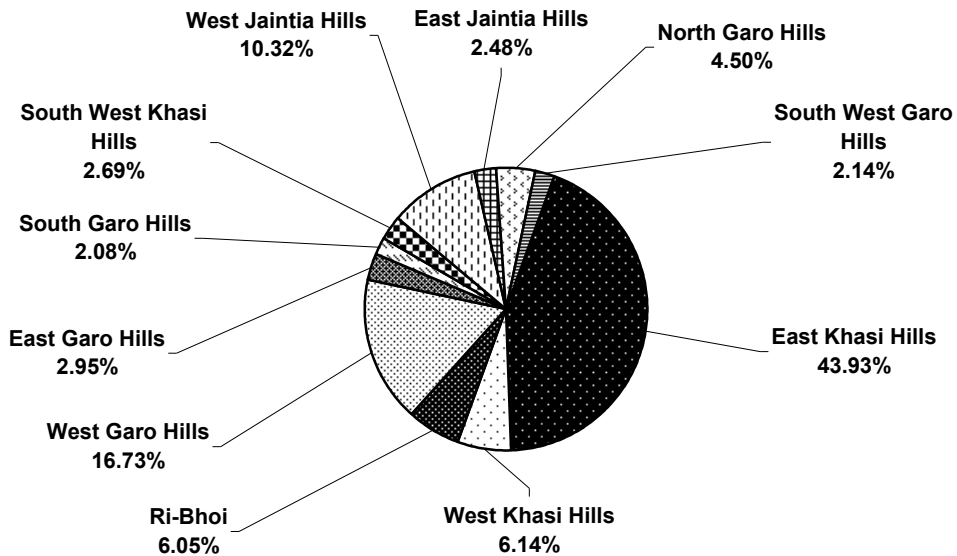
Dated Tura,
 the 25th May, 2016

MEGHALAYA BOARD OF SCHOOL EDUCATION
HIGHER SECONDARY SCHOOL LEAVING CERTIFICATE EXAMINATION, 2016
(ARTS STREAM)

Districtwise Percentage of Pass

Districts	No of Candidates		Percentage of Pass
	Appeared	Passed	
East Khasi Hills	8086	6857	84.80
West Khasi Hills	1188	958	80.64
Ri-Bhoi	1090	944	86.61
West Garo Hills	4153	2611	62.87
East Garo Hills	780	460	58.97
South Garo Hills	723	324	44.81
South West Khasi Hills	563	420	74.60
West Jaintia Hills	2215	1611	72.73
East Jaintia Hills	460	387	84.13
North Garo Hills	1076	703	65.33
South West Garo Hills	749	334	44.59
Grand Total	21083	15609	74.04

Districtwise Pass Percentage of Total Passed



(T. R. Laloo)

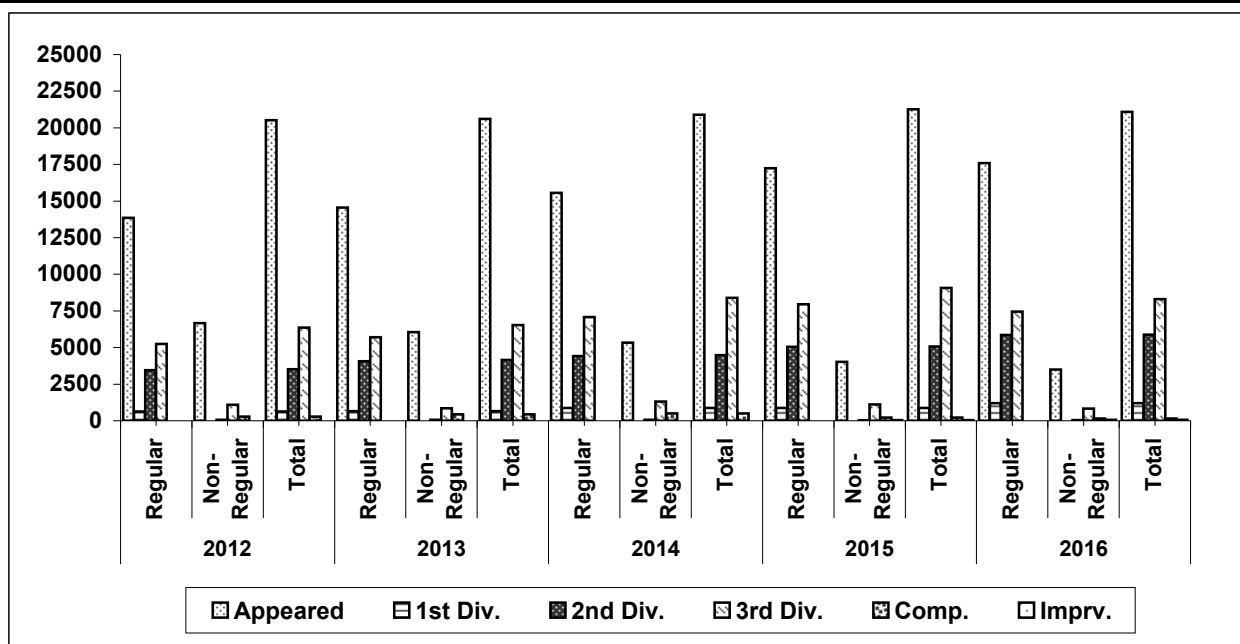
Controller of Examinations,
 Meghalaya Board of School Education,
 Tura

Dated Tura,
 the 25th May, 2016

MEGHALAYA BOARD OF SCHOOL EDUCATION
HIGHER SECONDARY SCHOOL LEAVING CERTIFICATE EXAMINATION, 2016
(ARTS STREAM)

STATEMENT OF HSSLC EXAMINATION RESULTS FOR FIVE YEARS (2012-2016)

Year of Examination	Category	Appeared	No of Candidates Passed					Total	Pass Percentage
			1st Div.	2nd Div.	3rd Div.	Comp.	Imprv.		
2012	Regular	13852	643	3454	5250	0	0	9347	67.48
	Non-Regular	6674	0	60	1099	295	0	1454	21.79
	Total	20526	643	3514	6349	295	0	10801	52.62
2013	Regular	14552	665	4074	5696	0	0	10435	71.71
	Non-Regular	6064	0	69	849	435	3	1356	22.36
	Total	20616	665	4143	6545	435	3	11791	57.19
2014	Regular	15569	874	4412	7071	0	0	12357	79.37
	Non-Regular	5326	0	65	1311	496	6	1878	35.26
	Total	20895	874	4477	8382	496	6	14235	68.13
2015	Regular	17245	877	5038	7953	0	0	13868	80.42
	Non-Regular	4016	0	29	1114	217	45	1405	34.99
	Total	21261	877	5067	9067	217	45	15273	71.84
2016	Regular	17596	1197	5850	7459	0	0	14506	82.44
	Non-Regular	3487	1	35	838	157	72	1103	31.63
	Total	21083	1198	5885	8297	157	72	15609	74.04



(Signature)

(T. R. Laloo)
Controller of Examinations,
Meghalaya Board of School Education,
Tura

Dated Tura,
the 25th May, 2016